





ENDLESS QUAD™ - SUSPENDED

Project Name:	Fixture Type:
Fixture Code:	Quantities:



ENDLESS QUAD™ - SUSPENDED



ENDLESS QUAD™ - SUSPENDED

The fluid lines of the Endless linear system morph into finite rectangular forms. With warm rounded corners, **ENDLESS QUAD** adds a comforting structure to functional spaces. Simple and succinct, the quadrilateral provides geometric definition to the ceiling area that can be used to frame special areas. Crank up the design but turn down the noise with our new acoustic panel styles.

GENERAL SPECIFICATION

Body

Extruded and die-cast aluminum.

Suspension

Steel cables.

Remote Emergency system

Emergency option provides a 1.5 hour (3hours for EU) emergency lighting facility. The remote system includes the inverter module, NiCad batteries and a remote wall/ceiling LED charge indicator and test switch. Maximum distance between wall/ceiling plate and luminaire is 15' (4.5m). Test switch fits a single gang box (not supplied).

Drivers

HPF electronic drivers for 120-277V, 347 (EU-240V). The driver is integral to the fixture housing.

Diffuser

Opal polycarbonate.

Delivered lumens

Delivered lumens & LPW based on 4000K CRI 90+.

Designed by

Serge Cornelissen.

Finish

Powder coated.

Power cable

Silver braided.

Sensors

Compatible with Avi-On, Casambi, Enlighted, Lutron Vive, nLight, NX Lighting Controls, Osram, Philips, and others. Consult factory.

Mechanical

Luminaires mount directly over J box (by others).

Reported L70 @25°C (77°F)

60,000 hrs @ 1600 lumens/ft (5200 lumens/m).

Approvals

Damp Rated.

Design

US Design Patent Pending.

MOUNTING & OPTICS



Suspended Direct



Suspended Direct/Indirect



Direct



Indirect



Declare



PoE



ENDLESS QUAD™ - SUSPENDED

HOW TO ORDER

A. LUMINAIRE

ENDQ1P01 34" Square Direct	ENDQ1P02 58" Square Direct	ENDQ1P03 34"x58" Direct	ENDQ2P01 34" Square Direct/Indirect
ENDQ2P02 58" Square Direct/Indirect	ENDQ2P03 34"x58" Direct/Indirect		

B. LM/FT (DIRECT)

LPF030 300 lm/ft	LPF050 500 lm/ft	LPF070 700 lm/ft	
-------------------------	-------------------------	-------------------------	--

Black Metallic Textured available with 300 lm/ft and 500 lm/ft only.

C. LM/FT (INDIRECT)

LPG000 Not required	LPG050 500 lm/ft	LPG070 700 lm/ft	LPG090 900 lm/ft
----------------------------	-------------------------	-------------------------	-------------------------

D. CRI

CR90 CRI 90+

E. CCT (DIRECT)

CTA30 3000K	CTA35 3500K	CTA40 4000K	
--------------------	--------------------	--------------------	--

F. CCT (INDIRECT)

CTB00 Not required	CTB30 3000K	CTB35 3500K	CTB40 4000K
---------------------------	--------------------	--------------------	--------------------

G. DIRECT DIFFUSER

DD3 Direct light diffuser

H. INDIRECT DIFFUSER

UD0 Not required	UD2 Opal diffuser		
-------------------------	--------------------------	--	--

I. VOLTAGE

V1 120/277V

J. DIMMING

DA01 0-10V Dimming 1.0%

K. CEILING TYPE

H1 Hard ceiling ¹

¹ Designed for drywall ceilings.

L. SUSPENSION

HLA03 3ft cable suspension	HLA06 6ft cable suspension	HLA09 9ft cable suspension	
-----------------------------------	-----------------------------------	-----------------------------------	--

M. FIXTURE FINISH

FA01 White	FA02 Black Metallic Textured ¹	FA20 Silver Metallic Textured	
-------------------	--	--------------------------------------	--

¹ Black Metallic Textured available with 300 lm/ft and 500 lm/ft only.

N. CANOPY FINISH

CF01 White	CF02 Black Metallic Textured	CF20 Silver Metallic Textured	
-------------------	-------------------------------------	--------------------------------------	--

ENDLESS QUAD™ - SUSPENDED

ACOUSTIC PANEL STYLE

APS00 Not required	APS01 Flat	APS02 Cross Hatch	APS03 Fine Cross Hatch
APS04 Parallel Hatch			

Available in 4 styles for the 34" Sq and the 34"x58" versions. The 58" Sq available with visible seams. Consult factory for details.

ACOUSTIC PANEL COLOR

AP00 Not required	AP04 White	AP13 Apple Green	AP22 Blue
AP11 Light Gray	AP26 Sesame Gray	AP27 Black	

Other finishes available. Consult factory.

O. EMERGENCY

E0 Not required	E2 Emergency system - remote
------------------------	-------------------------------------

Available upon request, consult factory for details.

P. CIRCUITS

CS1 Single circuit	CS2 Dual circuit
---------------------------	-------------------------

Q. SENSORS

ENDLESS QUAD™ - SUSPENDED

FIXTURE FINISH




¹ Black Metallic Textured available with 300 lm/ft and 500 lm/ft only.

CANOPY FINISH




ACOUSTIC PANEL STYLE



Available in 4 styles for the 34" Sq and the 34"x58" versions. The 58" Sq available with visible seams. Consult factory for details.

ACOUSTIC PANEL COLOR



Other finishes available. Consult factory.

APPROVALS



ENDLESS QUAD™ - SUSPENDED

PERFORMANCE DATA

DIRECT (WHITE/SILVER METALLIC TEXTURED) DIFFUSED (DD3)	LUMEN/FT	WATT/FT	LPW
	700 500 300	12 8 5	61 66 73
DIRECT (BLACK METALLIC TEXTURED) DIFFUSED (DD3)	LUMEN/FT	WATT/FT	LPW
	500 300	12 8	38 41
INDIRECT (WHITE/SILVER METALLIC TEXTURED) OPAL (UD2)	LUMEN/FT	WATT/FT	LPW
	900 700 500	9 7 4	84 89 98


ENDLESS QUAD™ - SUSPENDED

INDIRECT (BLACK METALLIC TEXTURED) OPAL
(UD2)

LUMEN/FT

WATT/FT

LPW



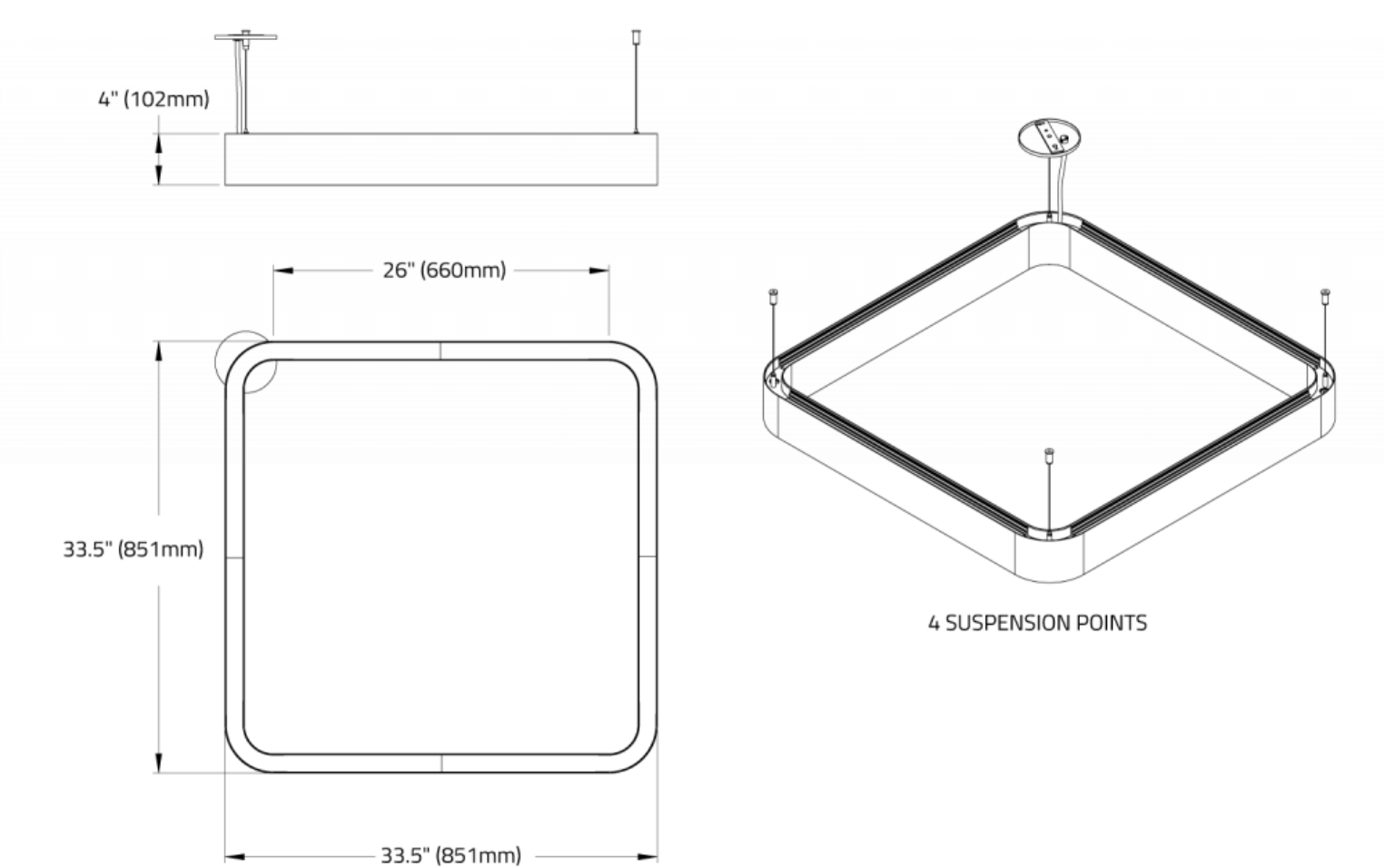
900
700
500

11
9
6

60
63
68

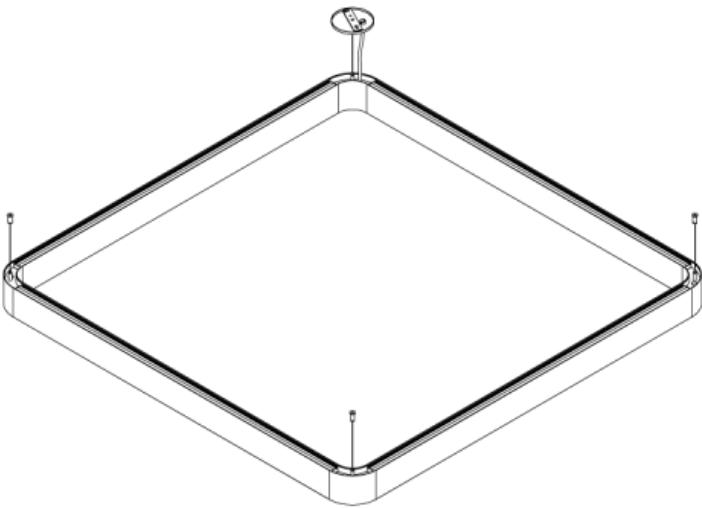
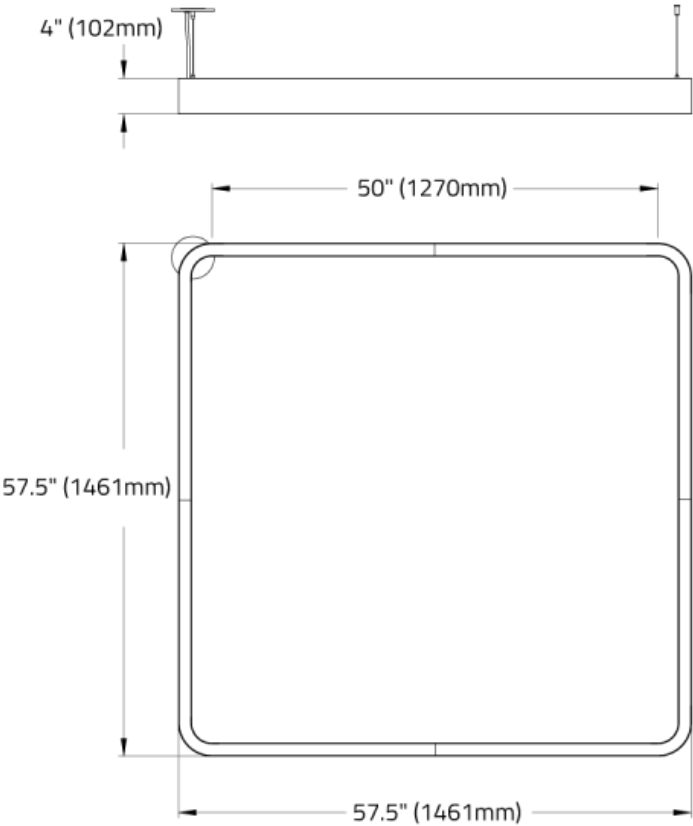
ENDLESS QUAD™ - SUSPENDED

DIMENSIONAL DIAGRAMS



4 SUSPENSION POINTS

ENDLESS QUAD™ - SUSPENDED



4 SUSPENSION POINTS

ENDLESS QUAD™ - SUSPENDED

